




# table of contents

## COVID-19

P 1, 2



## Immigration

P 3 - 6

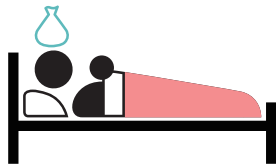
Residential Status / Leaving Japan /  
Extra-Status Activities /  
Restrictions on work /  
Absence from classes / After Graduation



## Safety

P 7 - 12

For your own safety / Bicycle laws in Japan /  
Dangerous Offences / Unattended Bicycle /  
Driver's License / Vehicle Liability Insurance /  
Optional Insurance



## Health Care

P 13, 14

Illness and Injury / Influenza /  
National Health Insurance /  
Accident Insurance



## Student Life

P 14 - 16

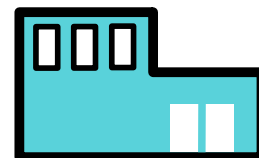
Storm Warning / Completely Smoking Free Campus /  
Harassment / If you have any troubles /  
International Student Advising Room /  
Scholarships / University Co-op



## Daily Life

P 17 - 19

Bank / Housing / Garbage Disposal /  
Social Security and Tax Number System /  
Japanese National Pension



## Information

P 20 - 22

Free Advisory Services by External Association /  
International Affairs Department /  
Emergency Contact

# COVID-19

If you correspond to the following, consult the Okayama City Novel Coronavirus Consultation Center immediately.

- If you experience severe symptoms of at least one of the below; shortness of breath (dyspnea), severe drowsiness (fatigue), high fever, etc.
- If you experience mild cold or flu-like symptoms such as fever or coughing and are considered a high-risk individual.
- If you fall outside of the categories above, but you experience mild cold or flu-like symptoms for a prolonged period of time.



**Okayama City Novel Coronavirus Consultation Center**  
TEL : 086-803-1360

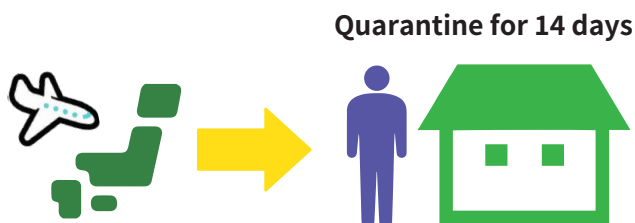
The following cases would be considered as authorized absence.



- ① If you have been in close contact with someone infected with COVID-19, you must stay quarantined until you have been given permission to attend school from Public Health Center.



- ② If you develop any cold or flu-like symptoms (including a fever, coughing, or fatigue), lose your sense of taste and smell, or feel unwell, please self-quarantine until 5 days after all symptoms have gone away.



- ③ Period of quarantine for those who have returned from abroad or re-entering ⇒ 14 days



- ④ Those who cannot enter Japan by the start of semester due to entry-restrictions, travel restrictions, and/or suspension of flights.



- ⑤ Those who have difficulty to attend classes or to commute to school due to reasons such as high risk individuals with chronic diseases, insecurity towards public transport, restrictions by the prefecture to cross prefectural borders.

COVID-19 has the **risk of spreading even if you do not have any symptoms**. In order to protect the people around you, and the community from the virus, please follow the **“New Lifestyle”** .





# Example of practicing "New Lifestyle"

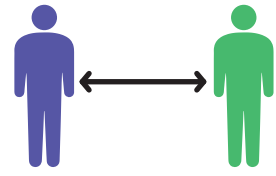


## (1) Basic infection prevention measures for each person

### Three basics for preventing infection:

#### ① Keeping physical distance, ② wearing a mask, ③ washing hands

- Keep a distance of **two meters, if not at least one meter**, between people
  - Chose **outside rather than inside** if you are to play
  - Avoid standing right in front of each other** during conversation as much as possible
  - Wear a mask when you go out or talking indoors **even without any symptoms**
  - Wash your hands and face** first when you get back home, followed by changing clothes and taking a shower as soon as possible
  - Carefully wash your hands **with water and soap for approximately 30 seconds** (hand sanitizer also recommended)
- ※ Pay more attention to your health, especially when meeting high risk individuals such as the elderly or people with chronic diseases.



### Infection prevention related to traveling

- Refrain from traveling to and from where the infection is prevailing
- Refrain from traveling or for leisure. Business trips only when it is unavoidable
- Keep a record of the people you meet and the time of meeting in case you get infected
- Follow the infection spread in your locality

## (2) Basic lifestyle for daily life

- Wash and sanitize hands** frequently
- Make sure to observe coughing etiquette (by covering your mouth)
- Ventilate frequently     Keep physical distance
- Avoid gatherings in crowded places, close contact settings and closed spaces**
- Check your health condition and measure body temperature every morning

## (3) Lifestyle for each scene of daily life

### Shopping

- Use online shopping
- Shop by yourself or in a small group, at off-peak hours
- Use electronic payment
- Plan your shopping in advance and shop swiftly
- Refrain from touching displays like samples
- Keep a distance while lining up at the cashier

### Leisure, Sports etc.

- Select off-peak time at parks
- Refer to videos for home training or yoga
- Jog in a small group
- Keep a distance when passing others
- Utilize booking systems for leisure
- Do not stay long in small rooms
- Keep a distance or go online for singing or cheering others

### Public Transports

- Refrain from chatting
- Avoid peak-hours
- Walk or ride a bike if possible

### Meals

- Take away or delivery
- Enjoy meals at outside spaces
- Serve individually, avoid sharing plates
- Do not sit face-to-face, rather besides
- Concentrate on eating, refrain from chatting
- Avoid pouring drinks for others, sharing glasses or sake cups

### Family ceremonial occasions

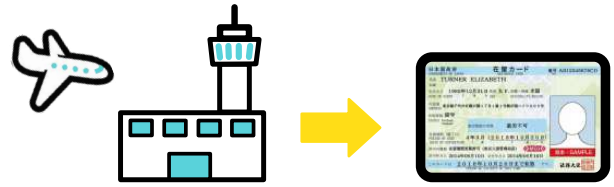
- Avoid banquets or meetings with large numbers
- Decline participation when you have symptoms of fever or cold

## Residential Status

# 1



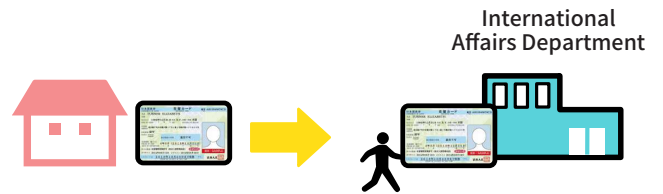
After your arrival in Okayama and confirming your address, you must go to the City Hall within **14 days** to notify authorities your place of residence. Your Residence Card and your passport are required for the procedure.



For those who have received your Residence Card at the port of entry, bring it to the City Hall.



If your arrival was at a smaller airport such as Okayama airport, you have not been issued with a Residence Card yet. In this case you will only need your passport.



After registering your address at the City Hall, your Residence Card will be sent to your address within **2 weeks**. It is necessary to present your Residence Card to the International Affairs Department once obtained. **Be sure to bring your Residence Card to the International Affairs Department.**

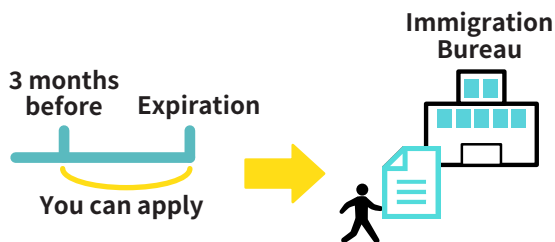
# 2



You must carry your Residence Card with you at all time during your stay in Japan.



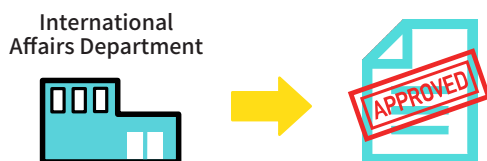
# 3



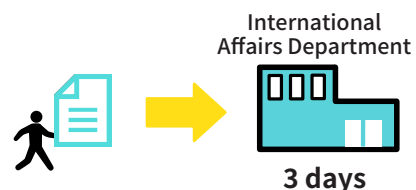
**From 3 months before your Residence Card expiry**, you can apply for a visa extension at the Immigration Bureau.



Staying in Japan after the expiration is illegal.



For this application, you need to receive an official seal from the International Affairs Department. Remember to go to the International Affairs Department at least **2 months** before the expiry date so that you can give yourself enough time to prepare necessary documents for the application.

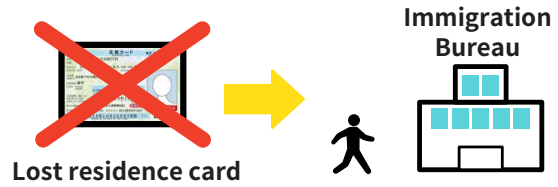


**Please note it will take at least 3 days to process your application at the International Affairs Department.**

# 4

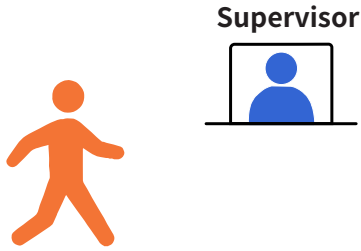


If you change your address, notify the City Hall authorities as soon as possible.




If you lose your Residence Card, contact the **Immigration Bureau** immediately and apply for reissuance.

## Leaving Japan



If you plan to leave Japan temporarily\*, inform your supervisor and complete required procedures.  
\*Return to Japan within one year or within the period of stay.

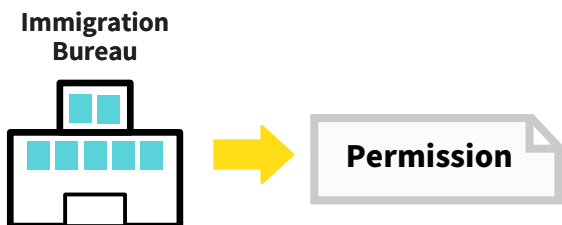


If you plan to return within 1 year or within the period of stay, be sure to fill in an ED card for reentrant and present it upon departure.



You will be required to re-apply for a student visa if you are away for more than one year or your resident permit expires while away from Japan.

## Extra-Status Activities



If you want to have a part time job, **you need a permission from the Immigration Bureau.**



The application form is available at the International Affairs Department or you can download it from the Immigration Bureau's website.

You must observe the following conditions regarding your part-time jobs:

◆ During semester  
28 hours per week

◆ During vacations  
8 hours per day

Summer  
Vacation  
1st August  
to  
30th September

Winter  
Vacation  
25th December  
to  
4th January

Spring  
Vacation  
15th February  
to  
31st March

The maximum working hours **during semester is 28 hours per week, during vacations 8 hours per day.**

Please note that the vacation periods are not when you do not have classes but those dates are stipulated in the university rule.



You should not work when you are taking a leave of absence from the university.



## Restrictions on work

It is illegal for international students to work in these places;

- Dark bars, pubs, clubs and other places that have little lighting darker than 10 lux
- Pachinko, mahjong or other gambling parlors
- All sex related industries such as host/hostess clubs, bars and internet and telephone- based clubs



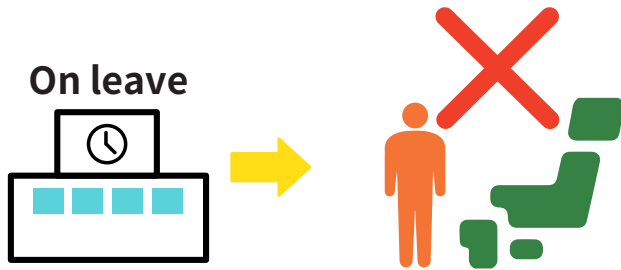
Consultation Corner



Be careful when you choose your employer. There are sweatshops or places where they do not pay properly for their workers.

For more information, please refer to the Okayama Labor Office's Foreign Workers Consultation Corner.

# Absence from classes



However, you may be permitted to stay longer in Japan if you have a justifiable reason.



With the residence status as “student”, basically, you are not allowed to stay in Japan **longer than 3 months** without taking classes.

# After Graduation

After graduation



Leave Japan



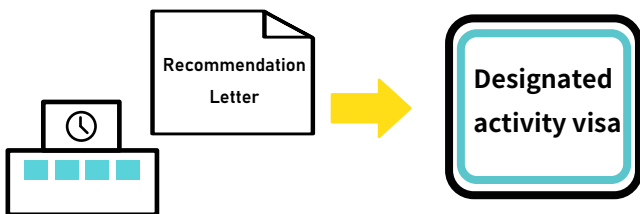
Upon your graduation from Okadai, your residence status as “student” expires even if your Residence Card remains valid. You are not permitted to remain in Japan with your present residence status after graduation.

Get a job

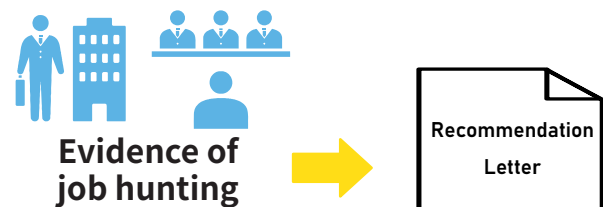


Change your status of residence

If you get a job in Japan and remain in Japan, please change your status of residence.



If you continue to find employment in Japan, you need to change to “designated activity visa”. A recommendation letter of the university is necessary for “designated activity visa”.



If you continue your job hunting in Japan after graduation, please apply for a letter of recommendation before graduation. In doing so, we need something that can prove the status of job hunting activities you have done so far. If we think that you are not doing enough job hunting, we cannot give you a letter of recommendation.

You can not apply for a letter of recommendation after graduation, so please be careful.





## For your own safety

### Earthquakes



### Floods



### Storms



The “Disaster Prevention Guidebook for Foreign Residents” contains important and useful information on how to stay safe in your daily life. Please read it carefully and check what you should do in case of storms, floods and earthquakes.

110

Crime  
Theft  
Traffic  
Incidents



119

Fire  
Serious illness  
Injury

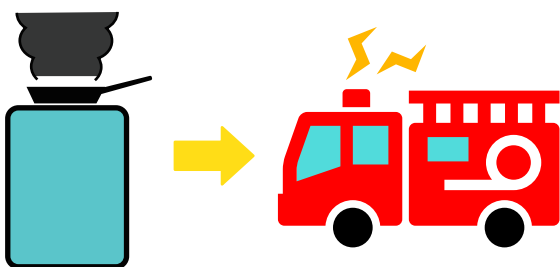


To report crime, theft or traffic incidents, call “110” and ask for police.


In case of emergency situations such as a fire, serious illness or injury, call “119” for fire engines or an ambulance.

**Please be careful when cooking: carelessness can cause a fire**

**There have been several cases of fires by international students. We strongly advice you to be careful when cooking.**



One of our students left a cooking pot on the open flame and went to class. The pot started smoking after a while and the fire alarm went off. Firefighters, neighbors and university staff rushed to her apartment.



**Panic!!!**

Another student was toasting a slice of bread. She left the stove on for a few minutes and went to do something else. The bread burned and black smoke filled the room. The fire alarm went off and all the students at the dorm had to evacuate.



Fortunately, these two cases did not actually lead to a fire, but if they make a mistake, they could be catastrophic. When using fire, never leave the place and keep an eye on it.

There are several other items we would like you to be careful.



### Narcotics and drugs

It is strictly prohibited to carry, use, buy and sell drugs in Japan. Drugs found in your possession will be seized.

### Under 20



### Accidents caused by drinking

Remember the legal drinking age in Japan is over 20 years old.

You should drink appropriately and moderately. You should not do "Ikki" - "bottoms up" nor force Ikki. If a person becomes ill after drinking too much, call an ambulance immediately and take proper care.




### Suspicious Person

Although Japan is a relatively safe country, you should be aware there are dangerous and suspicious people. In order to protect yourself from them, avoid walking alone at night. Take a brightly-lit and safe route. Make sure to lock the doors and windows of your residence.



### Religious Cults

There are several religious cults trying to involve international students. Usually they don't tell who they are when they first approach you. Don't be deceived by their friendly looks. There have been cases that a nice-looking middle-aged woman invited international students to a speech contest with great prizes which turned out to be an event of a cult group.



### Bank Transfer Scams

Recently, bank transfer scam incidents have greatly increased.

There have been cases of exchange students receiving strange emails on their mobile phones demanding payment for false claims. If you happen to receive such suspicious emails, please ignore them.



Address



Number



Mail

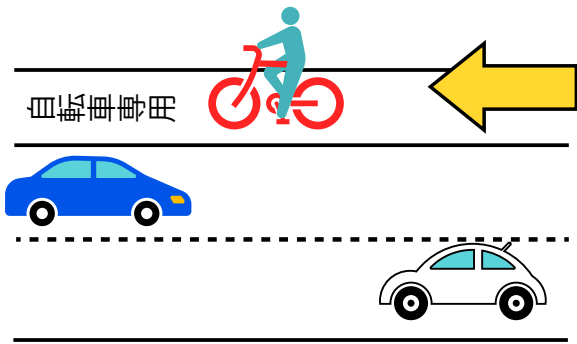


### Protection of your own individual information

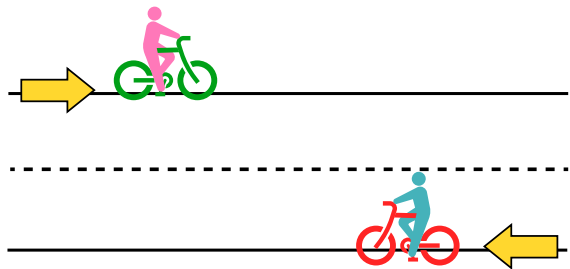
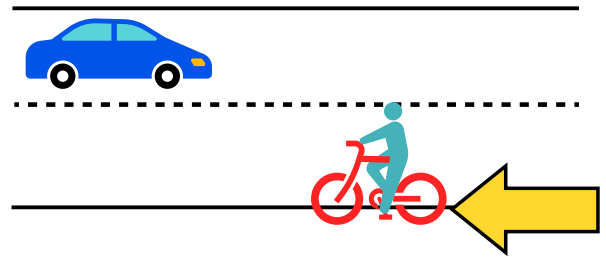
Do not disclose your personal details such as your name, address, mobile phone number and email address to strangers.

# Bicycle laws in Japan


There are several other items we would like you to be careful.




① Ride on the designated bicycle lane, not on the sidewalk.



② Stay on the left side of the street.



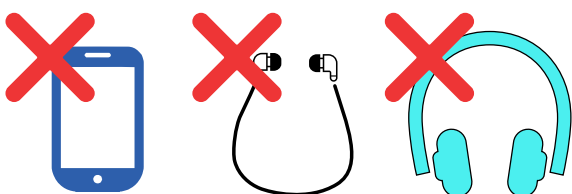
③ If you see a pedestrian, slow down and move out of their way.




- ④ Do not ride double on a bicycle.
- ⑤ Do not ride after drinking alcohol.
- ⑥ Use your light at night.



⑦ Children must wear helmets.



⑧ Do not use cellphones, earphones and headphones.



⑨ Do not use an umbrella.

# Dangerous Offences


You are required to attend the safety course by the police if you commit following offences.

1



Ignoring traffic lights

2



Riding on a "NO Entry" road

3



Violating the obligation to slow down on a road for pedestrians

4



Riding on the right side (of the road) is dangerous

Riding in the wrong lane

5



Disturbing pedestrians on side strip

6



Entering a railway crossing when it is closed  
Be careful when you cross Minami-kata, Kita-kata railroad crossings

7



Disturbing vehicles proceeding straight or turning left when turning right

8



vehicles from the left should proceed first

Failing to give way to a vehicle at an intersection when required

9



Intervening other vehicles on a roundabout

10



Failing to stop at a stop sign

11



Disturbing pedestrians on pedestrian road

12



Riding a bicycle without brakes

13



Riding a bicycle while drunk

14



Violating the obligation to ride a bicycle safely

# Unattended Bicycle

**Bicycle owners must register**

↓

**Names and contact details**




Anti-theft registration sticker


To prevent theft, bicycle owners must register their names and contact details.



If you happen to be questioned by the police when riding on a bicycle registered under someone else's ownership, they will assume you are riding on a stolen bicycle.




You should not pick up dumped bicycles. You should not use bicycles passed on to you from friends or acquaintances without changing registration to your name.



Only purchase bicycles from bicycle stores.

# Driver's License



Website of  
National Police Agency

In order to drive a car in Japan, you will have to take the same driving test that is available to Japanese people or convert your home country's Driving License to an International Driving License or a Japanese Driving License.

Please check the website of National Police Agency for details.

**If you wish to own a car, you must purchase Mandatory Vehicle Liability Insurance and additionally, secondary car insurance.**

# Vehicle Liability Insurance



- If you injure or cause death to somebody
- ✗ If you injure yourself or die
- ✗ If you damage your car



- ✗ If you crash into an electrical pole



- ✗ If you hit someone's car
- ✗ If you break someone's belongings



**Everyone who owns a vehicle must purchase the Vehicle Liability Insurance by law.** The insurance will cover for injuries or death caused by car. However, the insurance will not cover the cost for damages caused to your or someone else's property. **This is why secondary car insurance is required.**

# Optional Insurance




- **Everything is covered** (Depends on the terms of your contract)



This optional secondary car insurance covers for cost or property damage that is not covered in the Vehicle Liability Insurance. The insurance fee depends on insurance company, terms of compensation, limit of monetary compensation, age and so on. Purchasing the optional car insurance is not mandatory however, as a car owner please purchase one for your safety.

## Illness and Injury



Okayama University Health Service Center provides health care services for students and staffs free of charge. It is open during the day on weekdays.



During nighttime and holidays, if you are seriously ill or injured call 119 for an ambulance.



There are troubles of dental treatment reported in the clinics around the university. If you need to visit a dentist, dermatologist or an eye specialist, please visit Health Service Center beforehand to find which clinics are reliable.

The Health Service Center provides check-ups twice a year in April and October. **You are required to take the check-up once a year.**



## Influenza

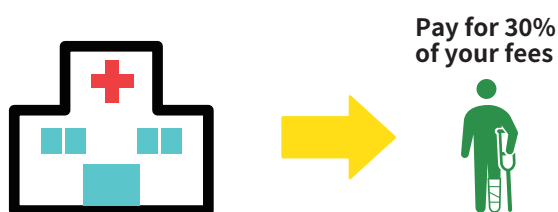


If you have a sudden fever, go to the Health Service Center or a clinic or hospital immediately.

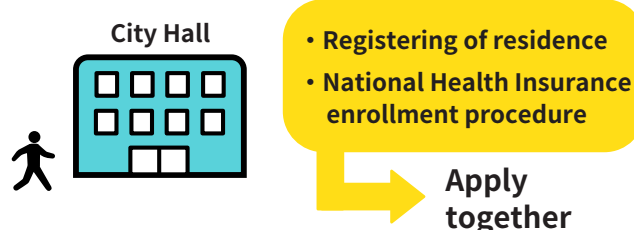
If you are diagnosed as influenza, you must stay at home for 5 days since you have taken ill, and additionally at least 2 days after your temperature goes down. Do not attend classes in this case.



## National Health Insurance



All international students, who will live in Japan for more than 3 months, must apply for the National Health Insurance. If you are enrolled in the insurance, you would only have to pay for **30%** of your fees at the hospital for your illness or injury.



The application should be submitted to the City Hall when you register your place of residence. Your insurance fee may be reduced by reporting your income.



# Accident Insurance



Supervisor




Please apply for 2 kinds of accident Insurances, Disaster and Accident Insurance for Students for any injuries of yourself, and Additional Indemnity Insurance for any injuries or damages you caused for others or their property.


Most faculties require you to purchase both insurances. Inquire your faculty's academic office or your supervisor for details.

## Student Life

# Storm Warning



Class cancellation

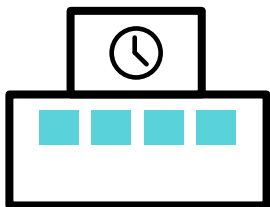


If a storm warning is announced, all classes from that point will be cancelled. If the warning is announced between 6:00 am to 8:40 am, all classes for the day will be cancelled.

Even if the storm warning is called off by 8:40, classes will still be cancelled.

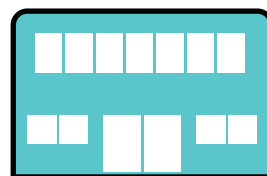
# Completely Smoking Free Campus

Okayama University



At Okayama University, all campus is strictly non-smoking.

Health Service Center



If you need advice or support to quit smoking, please visit the Health Service Center.



# Harassment



Do not suffer alone and consult to people around you.



The International Student Advising Room and international advisors is open for any consultation on sexual harassment, race discrimination, gender discrimination, academic harassment and other concerns related to your personal wellbeing and studies. Do not suffer alone and consult at an early stage to people around you.



If you feel that you are being sexually harassed, tell the offender clearly to stop their behavior.

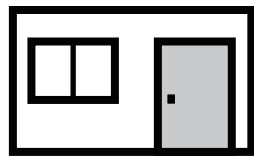


- Time
- Place
- What happened

If you have been harassed, record the situation such as time, place, and what happened in detail.

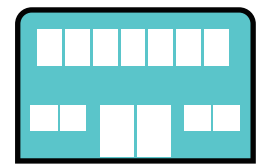
# If you have any troubles

Your friends and tutors



International Student Advising Room

Student Affairs Section of your Faculty or Graduate School



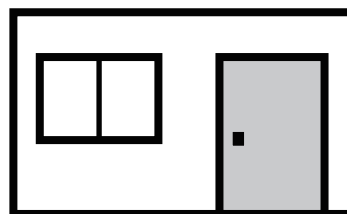
Health Service Center

If you have any troubles, please feel free to talk to: your friends and tutors, International Student Advising Room, International Students Advisors, Student Affairs Section of your faculty or graduate school, International Affairs Department, your supervisor, Health Service Center, and off campus free advisory services.

# International Student Advising Room

General Education Building C  
Next to International Affairs Department

International Student Advising Room



International Student Advising Room is available without an appointment during office hours.


If you cannot visit during the office hours, please contact the advisor by email ([advising02@okayama-u.ac.jp](mailto:advising02@okayama-u.ac.jp)) for an appointment. Feel free to consult if you have any worries or troubles.

# Scholarships



Okayama University offers information on scholarships from different associations.

There are numbers of scholarships for self-supported international students. The application procedure, necessary documents for submission and scholarship amount differ between associations.



Check !!

Homepage of the International Affairs Department



Information will be posted on the notice boards of your faculty or graduate school and the International Affairs Department. Also, check the homepage of the International Affairs Department regularly for the latest information.

# University Co-op



If you become a member of the University Co-op, you can receive benefits such as 10% discounts at the book-store and cafeterias.

Membership fee:  
4,000yen



Will be reimbursed



The membership fee is required when enrolling, but it will be reimbursed upon graduation.

You can also purchase Co-op Student Indemnity Insurance that covers accidents against others, if you become the member.



## Bank

When opening a bank account, bring a fluent Japanese speaker with you. Prepare necessary documents and follow the procedures at the counter. The necessary documents differ from banks, but it is recommended to bring the following.



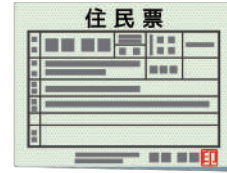
Residence card



Student ID



My Number card or a copy of resident certificate with My Number on it




Personal seal (if you have one)



Passport



National Health Insurance card



Personal number in your home country (if you have one)

If you have opened your account, please be aware of the following.




Extention your residence period



Change your address

Notify the bank

① If you have extended your residence period or changed your address, you need to go to the bank counter and notify them of the changes. If you do not follow the procedures, your transaction may be limited.



② Enter your bank book at least once a month. If you do not enter your bank book for more than 30 transactions, these actions will not be printed on your bank book and might cause trouble when applying for visa extension.

Return to country



Return to Japan



Use the account  
Withdraw money  
Cancel the account  
Create a new account

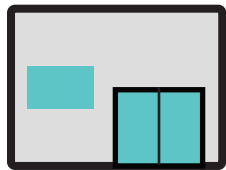
May not be possible 

③ When departing from Japan, the owner of the account must close the account. If you leave your account and leave, you might not be able to withdraw money, use or even cancel the same account, moreover you might not be able to create a new account from the same bank, when you return to Japan.

Bank gets crowded in April and October. If it is not urgent, we advise to go after a period of time.

# Housing

Real-estate company



Introduce



Apartment



In Japan, if you want to rent an apartment, the university COOP or neighborhood estate agency will introduce you to the properties.

Contractor



Necessary



Guarantor



In most cases, a guarantor is required to rent an apartment. Okayama University cannot become a guarantor. Please use a guarantee service provided by private companies.

Okayama University recommends Global Trust Networks (GTN) as a guarantee company and introduces GTN to neighborhood agencies. GTN is a guarantee company exclusively for international community, and they not only provide multi-language trouble assistance, they also assist in apartment search. Please check their website for more details.

There are other agencies which provide multiple language service. Please check the notice board at the International Affairs Department for details.

Information board at the International Affairs Department



Website of GTN



For those who live in one of the on-campus dormitories, be sure to attend **Dorm Orientation** which is mandatory for all residents.



# Garbage Disposal



In Japan, garbage is basically categorized into four different types.

- ① Burnable trash
- ② Non-burnable trash
- ③ Recyclable trash
- ④ Large-size garbage

Each type has its own collection date. If you live off-campus, check the trash disposal days from your neighbors and apartment owner. For dormitory residents, refer to The Rules and Regulation handout, or ask the manager. For residents of university leased apartments, ask at the international Affairs Department or the University Co-op.



← Designated by the city

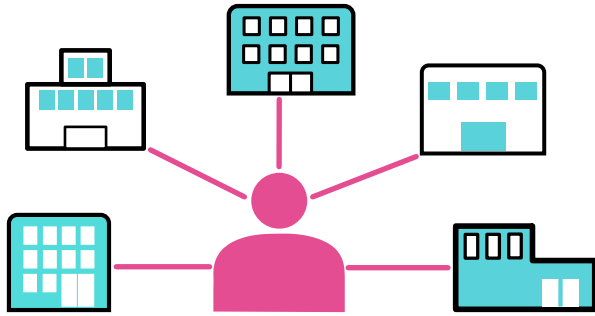
People living in the dormitory ⇒



To dispose garbage, if you live off-campus, use the yellow plastic bag designated by the city. For those in the dormitory, use a transparent plastic bag.



# Social Security and Tax Number System



Municipalities will issue a single 12-digit Individual Number named “My Number” to each and every person who holds a resident record in their city. The Number is used for administrative procedures related to social security, taxation, and disaster response.



Mailing



You will receive the number to your registered address.

You cannot use this notification letter to prove your My Number or as an identity card. If you need to prove your My Number in cases such as creating a bank account, or taking a part time job, please acquire your Certificate of Residence with your My Number on it, or request for your My Number Card.


Request for your My Number Card when necessary



## My Number Card



## My Number Card Web Site



# Japanese National Pension

All people that reside in Japan and are 20 years of age or older, including international students, are required to enroll in the national pension plan.

There is an exemption procedure that can be taken from the time of application. The exemption needs to be made each year.

When you receive a blue Pension Handbook and National Pension Contribution Payment Slip, save it, and **do not throw it away** (even after you leave Japan).



National Pension Handbook

## Degree seeking students:

### Special Payment System for Students

You can apply for exemption of the pension plan when you apply for pension. **The exemption needs to be made every year.** You need to show your Student ID.

## Non degree seeking students :

### Contribution Payment Exemption System

You may be exempt from contribution payments if the previous year's income of you/your spouse is low. You will be exempt after the application is approved.

## Free Advisory Services by External Association

There are numbers of places where you can receive support services free of charge in Okayama.

### Legal Advice

#### NOZOMI Law Office

086-201-1934

Place: 4th floor, 1-10-10 Nakasange, Kita-ku, Okayama  
<http://nozomi-lawoffice.com/> (Japanese only)



#### Okayama Prefectural International Exchange Foundation (Okayama Bar Association)

086-256-2914 \*Reservation required

Date: Every 1st Tuesday 13:00-16:00 / Every 3rd Saturday 10:00-13:00

Place: Okayama International Center (2-2-1 Hoka-cho, Kita-ku, Okayama)  
<http://www.opief.or.jp/consulting/>



### Visa Consultation

#### Okayama Prefectural International Exchange Foundation

086-256-2914

Date: Every 1st and 3rd Saturday 10:00-12:00

Place: Okayama International Center (2-2-1 Hoka-cho, Kita-ku, Okayama)  
<http://www.opief.or.jp/consulting/>



### Housing Issues

#### Okayama Real Estate Agent Association

086-222-2131 (Japanese only)

Date: Visit the website

Place: 2nd floor, Okayama-ken Takken Kaikan (2-5-28, Ekimae-cho, Kita-ku, Okayama)  
<http://okayama-takken.jp/soudan.html>



### Consultation Service for Foreign Residents

#### Okayama City General Consultation Counter for Foreign Residents

086-803-1128

Date: Monday to Friday 9:00-16:00

Place: Okayama City Hall 1st floor (1-1-1 Daiku, Kita-ku, Okayama)

<https://www.city.okayama.jp/kurashi/0000012926.html>



#### Okayama Prefectural International Exchange Foundation Okayama, International Support Center

086-256-6052

Date: Monday to Saturday 9:00-17:00

Place: Okayama International Center (2-2-1 Hoka-cho, Kita-ku, Okayama)  
<http://www.opief.or.jp/consulting/>



### Telephone Consultation Service for Foreign Workers

#### Ministry of Health, Labor and Welfare

[https://www.check-roudou.mhlw.go.jp/soudan/foreigner\\_eng.html](https://www.check-roudou.mhlw.go.jp/soudan/foreigner_eng.html)



### Telephone Consultation Service for Medical Matters

#### AMDA International Medical Information Center

03-6233-9266 Date: Monday to Friday 10:00-16:00

<https://www.amdamedicalcenter.com/activities>



### Interpretation Volunteer

#### Okayama Prefectural International Exchange Foundation

086-256-2914 Date: Monday to Saturday 9:00-17:00 ※Reservation required

<http://www.opief.or.jp/supporter/>



### Other information

#### Hospitals and Pharmacies in Okayama available in English

Okayama Medical Information Network

[http://www.qq.pref.okayama.jp/pb\\_md\\_fnc\\_language?screen\\_kind=top](http://www.qq.pref.okayama.jp/pb_md_fnc_language?screen_kind=top)



#### Information about events, volunteers and living in Japan

Okayama Prefectural International Exchange Foundation

<http://www.opief.or.jp/>



#### Disaster Prevention

Disaster Prevention Guidebook  
for Foreign Residents

<https://www.pref.okayama.jp/page/detail-31559.html>



Okayama Portal Site for Disaster Prevention

<http://www.bousai.pref.okayama.jp/bousai/en/>



# International Affairs Department

Visit the Website and Facebook of the International Affairs Department for up-to-date information on scholarships and events. If you have any concerns, please feel free to visit us, International Affairs Department.

Reception Hours(8:30AM~12:00PM/1:00PM~5:00PM)

- Tsushima Campus : 1st floor, Wing C, General Education Building
- Shikata Campus : 1st floor of Administration Office Building

International Affairs  
Department Website



International Affairs  
Department Facebook





# Emergency Contact

Weekdays (8:30AM ~ 5:00PM)

**International Affairs Department 086-251-7051**

Every day 24 h

**Okayama University Security Guard 086-251-7096**  
(Japanese Only)

**Details of the orientation will be  
on the Campus Book  
on Okayama University homepage**

English is also available. Read and understand carefully to complete all procedures promptly.



<http://seikagai.ccsv.okayama-u.ac.jp/campusbook/eng/j.html>

